

A Club Official at my club already has access to GameDay Competitions and I also need access


Step 1 – Register as a Volunteer/Manager on Play Football


Club Administrators that require to be showing on GameDay as a team manager will have to complete the below step:

1. Register as a Volunteer/Manager on Play Football. [Click here](#) for instructions.

Step 2 – Register your GameDay Account

1. Go to [GameDay Passport Login](#) and click **'Register'** to create your GameDay Passport.





GAMEDAY
powered by 

Login to Passport

Email Address *

Password * [Forgot?](#)

Login


Or Sign in with...  


Don't have an existing Passport account? Please register below.



Register

[Privacy Policy](#)

© Copyright GameDay. All rights reserved.



GAMEDAY
powered by 

 Sign up with Facebook  Sign up with Twitter

Email Address *

First Name *

Family Name *

Password *

Re-enter Password *

Country *

State/Region/County *

Create my Passport

By clicking **Create my Passport** you agree to the GameDay [Privacy Policy](#)

2. Proceed to complete the GameDay Passport registration form by entering your details in all of the required fields.

3. Click **'Create my Passport'** when all details are completed.

Step 3 – Activate your GameDay Passport

1. A confirmation email will be sent by GameDay to your nominated email address; check your Junk/Spam Mail folders. Within 30 minutes of registering your GameDay Passport you must click the link in the confirmation email to activate your GameDay Passport.

Step 4 – Give your GameDay Passport email address to your Club Official with GameDay Competitions access. They will link your GameDay Passport to the relevant GameDay Competitions.